

INSIDE DEBORAH®

Philanthropy at Work from Deborah Hospital Foundation

WINTER 2026



inside

Curt Gasper's cardiac journey has led him to trust Deborah as his care team for more than 60 years.

INSIDEDEBORAH

inside

- 3 **Deborah and Chinese physicians collaborate:
Sharing medical and cultural insights**
- 7 **Patient testimonial:
A 60-year cardiac journey
highlights Deborah's excellence**
- 11 **Advancing cardiac care:
Deborah introduces new PET/CT
scanner**
- 13 **"Blueberry Hill" plays and pays:
A perpetual musical legacy
at Deborah**



212 Trenton Road
Browns Mills, NJ 08015
609-893-0100

www.DeborahFoundation.org



Deborah earns 100% and a Four-Star rating, showcasing as a beacon of financial efficiency, sustainability, and trustworthiness.



Jim Andrews, MHL
President & CEO

Steve Toal
Executive Vice President, Chief Philanthropy Officer
stoal@deborahfoundation.org

Ellen Krivchenia
Director, Legacy & Planned Gifts
ekrivchenia@deborahfoundation.org

Denise Gavala
Director, Major Gifts
dgavala@deborahfoundation.org

Sarah Barnstable
Director, Annual Giving
sbarnstable@deborahfoundation.org

Michelle Hoffman
Director, Corporate and Foundation Relations
mhoffman@deborahfoundation.org

FOLLOW US



@DeborahHeartandLung



@DemandDeborah



@DeborahHeartandLung



Scan to Donate

MESSAGE FROM THE CHAIRMAN OF THE BOARD

Dear Friends,

As we begin 2026, I am filled with immense gratitude and excitement, reflecting on the extraordinary progress Deborah Hospital Foundation accomplished in the past year. 2025 was a year of profound purpose and steadfast commitment to our mission.

Our most celebrated achievement was the completion and dedication of the Olsen Family Patient Care Pavilion. This project was more than just a renovation; it was a promise fulfilled. The feedback from patients and families who have experienced the new, private suites has been overwhelmingly positive. Their comfort and peace of mind are the truest measures of our success, and it is a testament to what we can achieve when we unite behind a common goal.

We stand on the cusp of an exciting new chapter, building on the momentum from this past year. Our ambitious vision for the future of Deborah Heart and Lung Center will require continued philanthropic investment from our compassionate donors. It is your generosity that allows us to invest in cutting-edge technology, modernize our facilities, and ensure that every patient receives the world-class care that has defined Deborah for generations.

This is an exciting time to be a part of the Deborah family. The progress we've made is tangible, and the opportunities that lie ahead are inspiring. Your support is not just a donation; it is a partnership in our life-saving work.

On behalf of everyone at the Deborah Hospital Foundation, I along with my wife Linda, extend my sincerest wishes for good health and a great new year. Thank you for your continued trust and belief in our mission.

With deepest gratitude,



Gary B. Rubin
Chairman of the Board
Deborah Hospital Foundation



Bridging continents and

In February 2025, Deborah Heart and Lung Center's commitment to global collaboration and the advancement of cardiovascular medicine was underscored by the participation of two esteemed physicians, Chunguang Chen, MD, and Richard Kovach, MD, at the prestigious 6th Sino-US Joint Symposium on Cardiovascular Care. Hosted at the Qishan Campus of Fujian Medical University Union Hospital in Fuzhou, China, this distinguished gathering served as a vital forum for the exchange of cutting-edge research, innovative treatment methodologies, and best practices between leading experts from China and the United States.

Below: Richard Kovach, MD, and Chunguang Chen, MD, at Fujian Medical University Union Hospital in Fuzhou, China



advancing cardiology

This symposium, a testament to the enduring power of international collaboration, provided a unique platform for the dissemination of knowledge and the fostering of professional relationships. “The opportunity for collaboration, education, and the exchange of scientific and procedural advancements amongst cardiologists on an international scale is invaluable,” Dr. Kovach emphasized. “It transcends geographical and political boundaries. China’s remarkable efficiency in healthcare delivery and rapid adoption of new technologies offer us a unique opportunity to observe, learn, and translate those insights into improved patient care and operational efficiency at Deborah.”

The symposium’s origins trace back to the vision of Craig Saunders, MD, of Newark Beth Israel Hospital, with whom Dr. Chen shares a longstanding professional relationship. “This 6th Chinese-US Cardiovascular Symposium was initially conceived by Dr. Saunders,” Dr. Chen explained. “My previous tenure as director of Fujian Medical University Union Hospital facilitated my initial connection with him over two decades ago. Upon reconnecting, we recognized the critical importance of fostering collaborative learning between our respective cardiology teams. Following Dr. Saunderson’s retirement as Chairman, I assumed his role in organizing this pivotal symposium.”

During the event, Dr. Chen delivered a compelling presentation on “Imaging Pearls for Mitral and Tricuspid Edges,” highlighting the rapid advancements and enhanced patient outcomes achieved at Fujian Provincial Medical Center through optimized time management and quality improvement initiatives. Dr. Kovach, in turn, presented on a diverse range of topics, including “Coronary and Peripheral Intravascular Lithotripsy (IVL): Mechanism of Action and Selected Case Studies,” “Renal Denervation: A Novel Approach for Managing Difficult-to-Control Hypertension,” and “Management of Complex and Recurrent Cases with the DETOUR Percutaneous Femoral Artery Bypass System.”

The insights gleaned from the symposium were profound and transformative. “The experience was truly eye-opening,” Dr. Chen reflected. “Witnessing the efficiency with which major surgeries are performed within two hours, the sheer volume of 200 echocardiograms conducted daily, and the rapid expansion to 600 inpatient beds within a few years was remarkable. The accelerated pace of change, driven by the integration of artificial intelligence and robotic surgery, is undeniable. We were privileged to witness firsthand how these advancements are not only shaping the future of cardiovascular care but are also being disseminated globally.”

The participation of Deborah’s physicians in this international symposium underscores the institution’s commitment to staying at the forefront of medical innovation and fostering collaborative relationships with leading healthcare providers worldwide.

The Deborah Hospital Foundation is dedicated to providing philanthropic support toward advancing medical knowledge and fostering global partnerships that directly benefits Deborah’s patients, ensuring access to the most advanced and innovative treatments available. These exchanges of knowledge and expertise ultimately translate into enhanced patient care and improved outcomes at Deborah.

By supporting the professional development of Deborah’s physicians and facilitating the exchange of best practices with international experts, the Foundation strengthens the institution’s ability to provide exceptional cardiovascular care to the community it serves.

A SWING FOR HOPE:

The Coleman Family's million

Picture the crisp morning air, the green expanse of a perfectly manicured golf course, and the sound of laughter echoing through a community united for a cause. This isn't just a golf outing; it's a 46-year legacy of love, dedication, and life-saving impact, woven into the fabric of Deborah Heart and Lung Center.

For nearly half a century, the Coleman family has transformed their passion for golf into a powerful force for good, raising an astounding \$1 million for Deborah Hospital Foundation. This extraordinary milestone, achieved at the 2024 Coleman-Deborah Memorial Golf Classic, is a testament to their enduring commitment and the profound impact of their collective generosity.

It all began with gratitude. A family friend, given a second chance at life by the exceptional care at Deborah, inspired the Coleman brothers—Earl, Jess, Lew, and Ruene—to take action. Avid golfers and deeply rooted in the Hamilton, NJ community, they envisioned a golf outing that would not only repay Deborah's life-saving work but also create a lasting legacy of giving.

Their vision became a reality, and the Coleman-Deborah Memorial Golf Classic was born. More than just a tournament, it became a symbol of community spirit, a gathering of hearts dedicated to supporting Deborah's mission.

What makes this story truly remarkable is its generational continuity. From the founding brothers to their children, grandchildren, and now great-grandchildren, the Coleman family has passed down a tradition of philanthropy, a deep-seated belief in the importance of giving back.

Imagine the countless hours spent planning, organizing, and rallying support. Imagine the bonds strengthened, the friendships forged, and the lives touched. This isn't just about raising funds; it's about building a community of compassion, a network of individuals united by a shared purpose.

The \$1 million raised by the Coleman family has directly contributed to Deborah's ability to provide cutting-edge cardiac, pulmonary, and vascular care to patients in need. Their support ensures that Deborah, New Jersey's only specialty heart, lung, and vascular hospital, can continue its commitment to providing care without the burden of balance billing.

This story is an inspiration, a reminder that each of us has the power to make a difference. The Coleman family's dedication shows us that through collective effort and a shared vision, we can create a legacy that transcends generations and transforms lives.

As we celebrate the Coleman family's incredible achievement, we are reminded that their story is not just their own. It's a story of community, of hope, and of the enduring power of giving. It's a story that invites us all to join in, to contribute to Deborah's mission.

Consider the impact of your own contribution. Just as the Coleman family has demonstrated, every act of generosity, no matter the size, makes a difference. Join us in supporting Deborah, and together, we can continue to create a future filled with hope and healing.



**Scan to
donate today!**

-dollar legacy at Deborah



Kim Coleman at the 2025
Coleman-Deborah Memorial Golf Classic



“Coming to Deborah
home feels like coming
to family.”

“Over six decades, I’ve chosen Deborah — because when it comes to cardiac care, they lead the way.”

— Curt Gasper

My journey with Deborah Heart and Lung Center began in 1965, a pivotal year in open heart surgeries as the first artificial heart valve was developed. For my parents, learning that their nine-year-old had a “floppy heart valve” wasn’t just shocking medical news—it was, in many ways, perfect timing. And that was just the beginning of a truly remarkable story.

Growing up, I watched my dad, a hardworking butcher, collect spare change at his meat counter, raising money for Deborah Hospital Foundation. He knew, even then, what a special place it was. Originally in the 1960’s, if you required surgery, you had to be sponsored by someone affiliated with Deborah. As luck would have it, my parents met a guardian angel named Betty Rubin, a devoted chapter volunteer, who sponsored me into Deborah for my life-saving aortic valve replacement surgery. I spent 25 days at the hospital — emerging with a new valve and 30 stitches — a badge of honor I still proudly carry today. What stayed with me most, though, wasn’t the stitches. It was the love, care, and respect I received. At Deborah, I wasn’t just a patient; I was cared for like family.

After surgery, I felt invincible! Remember that feeling as a kid with a brand-new pair of sneakers? You could run faster, jump higher, and conquer anything! That’s exactly how I felt. That feeling propelled me into a fulfilling career as a real estate agent, where I’ve spent my life helping others find their dream homes. I also built a beautiful family of my own, creating priceless memories with my wonderful wife and three amazing kids—all thanks to the miracle of Deborah.

My journey with Deborah didn’t end there. Over 60 years, they’ve been my trusted partner in health, delivering life-saving care every step of the way — from implanting my pacemaker to performing several ‘tune-ups’ and minor procedures. They’ve truly kept this old ticker running!

Recently, I had a pacemaker put in, and I’ll admit — I was extremely nervous leading up to the procedure. But my cardiac physician, Sena Sumathisena, MD, had a calming way to put my mind completely at ease. Having come to Deborah for so many years, I’ve grown to deeply appreciate the steadfast support, compassion, and understanding Dr. Sena has shown me—especially during life’s most challenging moments.

It turns out my heart condition is genetic, and it’s affected several of my family members. Thankfully, I can always refer them to Deborah for their healthcare needs. Additionally, just last year, my 89-year-old father-in-law had his first heart surgery there. Before Deborah, he couldn’t walk six feet without needing a breather. Now, he’s back to bowling, feeling energized, just as I did all those years ago!

Whenever I get the chance, I tell people, “You have to go to Deborah. They know exactly what they’re doing — and they’re the best at it.” Because when your life is in someone else’s hands, that kind of trust means everything.

As I sit with my family — sharing stories, and feeling the pure joy that only love can bring — I know I’m not just surrounded by family. Because every heartbeat, every embrace, every laugh shared around the table is a moment made possible by Deborah.

Marking a significant milestone

In May 2025, Deborah proudly dedicated the Olsen Family Patient Care Pavilion with a special ribbon-cutting ceremony. Within days of receiving State approval, all 36 private patient suites were fully occupied—bringing a new era of comfort, privacy, and personalized care. “From day one, patients expressed their enthusiasm for the modern, thoughtfully designed spaces and the compassionate care delivered by our dedicated team,” said Jim Andrews, President & CEO, Deborah Heart and Lung Center and Deborah Hospital Foundation.

“It is hard enough for an independent specialty hospital to compete with the multi-billion dollar mega-systems without also carrying the burden of an aging infrastructure. Through our donors’ philanthropic support and grant funding organizations, we have been able to complete a critical phase in our campus expansion project,” Andrews added.


With a reimagined floor layout, Deborah’s new private patient suites are designed to optimize both patient care and operational efficiency. The improved structured flow maximizes available space—creating larger, more comfortable patient suites, improving accessibility for medical teams, and enhancing direct access to patient-point-of-care. This allows our Deborah team to individualize and enhance a patient’s experience during their stay—ensuring the best medical outcomes.

“Although the floors are specific to an area of need, each floor will be adaptable to care for all patients across a range of medical care services,” said GERALYN ANGELO, RN, Director of Medical-Surgical Nursing Services.

The successful opening of the Olsen Pavilion proves that modern infrastructure is critical to delivering the world-class care Deborah is known for. But our work is not finished. Phase 2—renovating the remaining patient care floors, along with observation and the surgical recovery units—is the next vital step to ensure every patient on our campus receives care in a state-of-the-art environment.

Your donation to Deborah Hospital Foundation doesn’t just fund renovations; it directly invests in the future of heart, vascular, and lung care by allowing us to modernize our facilities, invest in technological innovations, and attract the nation’s best medical talent. Be a part of Deborah’s next century of life-saving care. Your support ensures that every patient who walks through our doors receives compassionate, cutting-edge treatment in the comfort and privacy they deserve, with no out-of-pocket expense.

Please make your generous gift today and help us maintain our superior standard of care.



Jim Andrews, President & CEO of Deborah Heart and Lung Center and Deborah Hospital Foundation, visits with patients in the new Olsen Family Patient Care Pavilion.

in Deborah's campus expansion



Scan the QR code to get
an exclusive inside look at
our patient experience.

PHILANTHROPY AT WORK:

A new era of cardiac imaging arrives at Deborah

“Philanthropic support helps Deborah care for many underserved patients. Bringing advanced tools such as PET/CT helps us as physicians deliver the best, most advanced care to all our patients.”

– Renee Bullock-Palmer, MD; Director, Nuclear Cardiology; Director, Non-Invasive Cardiac Imaging



Thanks to the incredible generosity of our supporters, Deborah Heart and Lung Center has achieved a significant milestone in advanced imaging with the installation of our first Positron Emission Tomography/Computed Tomography (PET/CT) scanner. This state-of-the-art diagnostic tool represents a major leap forward in cardiac care and powerfully demonstrates our commitment to providing world-class, cutting-edge technology to every patient who walks through our doors.

Funded in part by a generous grant from Health Resources and Services Administration (HRSA), this innovative system combines the power of PET, CT, and advanced Syngo.Via software into one fully integrated machine. It features an advanced lutetium oxyorthosilicate (LSO)-based digital detector that enhances image resolution and supports faster scan times, reduces radiation exposure, and provides a more comfortable experience for patients. These features translate into real, tangible benefits for patient care at Deborah.

Most notably, this scanner allows for higher diagnostic accuracy in a range of cardiac applications. This critical diagnostic tool can both identify and monitor treatment for cardiac sarcoidosis—a rare but serious inflammatory heart condition that can be difficult to detect through standard imaging.

Deborah Heart and Lung Center would not be able to deliver this advanced care without this generous philanthropic support. For this we are very grateful as it helps us carry out the mission and vision of the Center – to provide the highest quality heart, lung and vascular care in a collaborative and welcoming

environment while ensuring access for all, and to reimagine the delivery of advanced specialty care with a focus on healthy living for all communities,” explains Renee Bullock-Palmer, MD, Director of Nuclear Cardiology and Director of Non-Invasive Cardiac Imaging.

Prior to this installation, Deborah physicians had limited options, often referring patients to outside facilities for PET/CT imaging or utilizing limited available mobile services. Now, we can offer this advanced testing right here on campus every weekday, improving both access and continuity of care. This is a prime example of how Deborah is directly impacting patient convenience and well-being.

“Patients receive faster diagnoses without leaving the Deborah network,” affirms Paul Antonucci, Senior Director of Imaging Service at Deborah Heart and Lung Center. “Care is more streamlined and coordinated, improving overall patient experience and reducing anxiety.”

The PET/CT scanner also enables physicians to precisely quantify blood flow and detect diseases with greater sensitivity, which leads to faster, more informed treatment decisions. These advances are helping Deborah not only remain at the forefront of cardiovascular care but also raise the bar in how we deliver personalized, non-invasive diagnostics to our patients.

It’s your support of Deborah Hospital Foundation that makes groundbreaking tools like this possible, ensuring we remain a beacon of innovation, compassion, and healing for thousands of families each year.

Would you like to explore other areas where your philanthropic support can make a profound difference at Deborah Heart and Lung Center?

Please contact the Foundation at 609-893-0100 for more information to start your philanthropic journey.

“Blueberry Hill” royalties support Deborah’s mission

Blueberry season may come and go, but the memories found on “Blueberry Hill” never fade. Larry Stock, a beloved New Jersey resident and patient at Deborah Heart and Lung Center in the 1980s, was far more than just a patient – he was a legendary American songwriter with a profound connection to music and a deep sense of philanthropy.


Larry Stock (born Lazarus Goldberger; December 4, 1896 – May 4, 1984) was a prolific songwriter, widely recognized for co-writing the iconic song “Blueberry Hill,” famously sung by Fats Domino, and “You’re Nobody till Somebody Loves You,” a major hit for Dean Martin. His musical journey began early, with piano lessons before his eighth birthday, leading him to prestigious institutions like the Institute of Musical Art (later the Juilliard School) and the City College of New York. Despite his training as a concert artist, the Great Depression led him to the world of nightclubs, where he dedicated his free time to crafting songs.

His first significant success arrived in 1938 with “The Umbrella Man.” Over his career, Stock composed and wrote numerous songs that became hits for a remarkable array of celebrated singers, including Louis Armstrong, Elvis Presley, Frank Sinatra, Perry Como, Ella Fitzgerald, Marie Osmond, Bing Crosby, and Guy Lombardo. Beyond “Blueberry Hill” and “You’re Nobody till Somebody Loves You,” his notable works include “Morning Side of the Mountain” and

“You Won’t Be Satisfied (Until You Break My Heart),” as well as the beloved Christmas song “A Christmas in Bethlehem,” recorded by Nat King Cole.

But beyond his celebrated songwriting career, Mr. Stock left an enduring mark on Deborah. Thoughtful in his songwriting as well as in his philanthropy, he bequeathed royalties from the lyrics of “Blueberry Hill” to the Deborah Hospital Foundation. This incredible legacy gift has been steadily growing, bringing in nearly \$200,000 since 1984, directly supporting our mission to provide high quality cardiac, pulmonary, and vascular care.

Larry Stock was posthumously awarded an ASCAP award for “Blueberry Hill” in 1987 and was inducted into the Songwriters Hall of Fame in 1998. He passed away in Lakehurst, New Jersey, at the age of 87, leaving behind a rich musical heritage and a profound legacy of generosity that continues to benefit Deborah’s patients. His gift is a beautiful reminder of how creative legacies can continue to give back to causes that matter, ensuring our vital work continues for years to come.



Don't know the song?

Take a listen to the beloved song "Blueberry Hill" by Fats Domino.



Want to leave an indelible mark on your legacy? Please contact Ellen Krivchenia, Director of Legacy and Planned Gifts, at 609-893-0100 to learn more.





Advancing heart health:

Pedram Kazemian, MD, MSc,
MPH, FRCPC, FACC, FACP
Director of Electrophysiology

At Deborah Heart and Lung Center, we're proud to offer the latest advancement in cardiac care—4D Intracardiac Echocardiography (4D ICE)—to help make procedures safer, faster, and more effective for our patients.

One area where this technology is making a real difference is during Left Atrial Appendage (LAA) occlusion procedure. This treatment is often used for patients with atrial fibrillation (AFib)—a common heart rhythm disorder—where patients are at an increased risk for stroke and cannot take long-term blood thinners. LAA occlusion works by closing off a small pouch in the heart where dangerous blood clots can form.

“4D ICE provides high-resolution volumetric imaging from inside the heart, allowing for precise catheter guidance, device deployment, and anatomical assessment without relying on transesophageal echocardiography (TEE). This technology eliminates the need for general anesthesia in many procedures, reducing procedural risk and enabling faster recovery for patients. This streamlined workflow reduces staffing needs, shortens procedure times, lowers overall costs, and—most importantly—improves outcomes by enhancing precision, safety, and procedural success,” explains Pedram Kazemian, MD, MSc, MPH, FRCPC, FACC, FACP, Director of Electrophysiology.

Now, with 4D ICE, doctors can view the heart from the inside using a thin catheter inserted through a vein—providing clear, real-time images without the need for deep sedation or additional equipment.

“We treated a patient with chronic atrial fibrillation and a history of gastrointestinal bleeding, making them unsuitable for long-term anticoagulation. By using 4D Intracardiac Echocardiography, we successfully performed a LAA closure. The entire procedure was completed in under 45 minutes, with same-day discharge and no complications,” states Dr. Kazemian.

These advanced technologies—4D Intracardiac Echocardiography (ICE) and LAA occlusion systems—represent a major leap forward in cardiac care, but they also come with significant upfront costs.

Philanthropic contributions made by supporters provide Deborah Hospital Foundation with essential funds to bridging the gap between innovation and implementation, enabling earlier adoption than would be possible through standard hospital capital budgets.

Donor support allows Deborah to:

- ♥ Equip physicians and clinical teams with training in the most advanced techniques.
- ♥ Broaden access to innovative care for underserved and high-risk communities.

By supporting the Foundation team, your philanthropic contributions empower physicians to deliver world-class care and helps us remain at the forefront of clinical innovation on a national scale.

If you're interested in supporting innovative technology at Deborah, contact the Foundation at 609-893-0100.

Where innovation meets impact

Laura Fredericks joins Deborah Hospital Foundation Board of Directors

We are delighted to announce that Laura Fredericks, J.D., has joined the Deborah Hospital Foundation Board of Directors. With a distinguished background as a consultant in law and philanthropy, Fredericks brings more than 30 years of expertise to the Foundation.

Fredericks is a bestselling author to a successful series, “Hard Asks Made Easy,” #1 on Amazon for Business Mentoring and Coaching. She is recognized nationally and internationally for helping nonprofit leaders secure billions in funding.

“It is an extraordinary privilege to join the Deborah Hospital Foundation Board,” said Fredericks. “Deborah has always held a special place in my heart. I’m excited to contribute to its continued growth and help expand its vital mission of delivering outstanding heart, lung and vascular care.”

Fredericks holds a J.D. from Western New England University School of Law and a B.A. in Communications from Rutgers University. She is a recipient of the Ralph Chamberlain Award from the Association of Fundraising Professionals and the New York Nonprofit Network’s 50 Over 50 Award for Excellence in Media and Philanthropy.

“It is a tremendous honor to welcome Laura to the Deborah family,” said Jim Andrews, President and CEO of Deborah Heart and Lung Center and Deborah Hospital Foundation. “Laura is a national thought leader in philanthropy and fundraising with a unique history with our institution. Her knowledge, passion and commitment to excellence will be an invaluable asset to our Board as we advance Deborah’s mission.”





Celebrating a 40-year legacy: Deborah's 20th Annual Red Tie Gala




(Top: Left to Right) The Manni Family: Drew Brennan-Manni, Ryan Manni, Joseph Manni, Loren Manni, Rebecca Manni and Brandon Manni.

On November 8, Deborah celebrated an unforgettable evening at the 20th Annual Red Tie Gala. The night honored a Deborah legend, Joseph (Joe) Manni, Former Executive Vice President (EVP) and Chief Operating Officer (COO), whose influence shaped the culture of our organization. With a 1920s theme, the Gala was a roaring success, attended by 325 people raising nearly \$300,000 in support of patient care services.

Joe shared the evening with his wife, Loren, and their sons Brandon and Ryan with their respective spouses, Becky and Drew. As Deborah moves forward, Joe's influence will remain a guiding force, empowering us to advance and transform healthcare for the next generation.

Scan the QR code to watch
a special video about Joe's
legacy.



Make a gift. Donate online.

Stock




A gift of stock may offer tax benefits while making a powerful impact.

Donor-Advised Fund (DAF)



Easily give through your donor-advised fund.

Qualified Charitable Distribution (QCD)



With a qualified charitable distribution (QCD), if you're 70½ or older, you can make a gift directly from your IRA.